

BENCHTOP CENTRIFUGE

# ROTOFIX 32 A

## RUGGED AND INDISPENSABLE

For decades, the ROTOFIX 32 A has set the standard in daily lab routine thanks to its versatility and solid construction. The benchtop centrifuge spins sample volumes up to 6 x 94 ml, 40 blood collection tubes or 8 x 50 ml conical tubes with a simple user interface. Hettich's cytology rotors are compatible with most existing funnel/slide systems and have bio-containment lids.



## HIGHLIGHTS

- RPM: 500 - 6,000 min<sup>-1</sup>  
Adjustable in increments of 100
- max. RCF: 4,226
- max. capacity: 4 x 100 ml / 6 x 94 ml
- choice of 9 rotors
- easy operation with keypad
- 2 individual deceleration stages

## FEATURES

- metal housing and lid
- viewing port in the lid
- one-hand lid lock
- lid dropping protection
- emergency lid lock release
- stainless steel chamber
- automatic rotor recognition
- brushless drive
- error display
- imbalance monitoring and switch-off
- control panel with actual values of all parameters
- auditory message after completion of the centrifugation run

## TECHNICAL DATA



		<b>ROTOFIX 32 A</b> non-refrigerated
voltage *)		208 – 240 V 1 ~
frequency		50 – 60 Hz
consumption		300 VA
emission, immunity		EN/IEC 61326-1, class B
max. capacity		4 x 100 ml / 6 x 94 ml
max. RPM		6,000 min <sup>-1</sup>
max. RCF		4,226
running time		1–99 min, ∞ continuous run, short cycle mode (impulse button)
dimensions (WxDxH)		366x430x257 mm
weight		approx. 23 kg
noise level		52 dB (A) with rotor 1628
<b>Cat. No.</b>		<b>1206</b>

100 – 127 V 1 ~ / 50 – 60 Hz *)	1206-01
emission, immunity	FCC class B




\*) Other voltages on request.

## AVAILABLE ROTORS

### SWING-OUT ROTORS

	angle	max. RPM	max. capacity	Cat. No.	page
 swing-out rotor, 4-place	90°	4,000 min <sup>-1</sup>	4x100 ml	<b>1624</b>	3
 swing-out rotor, 4-place	90°	4,000 min <sup>-1</sup>	4x100 ml	<b>1324</b>	6
 swing-out rotor, 6-place	90°	4,000 min <sup>-1</sup>	6x50 ml	<b>1619</b>	8
 swing-out rotor, 8-place	45°	4,000 min <sup>-1</sup>	8x50 ml	<b>1617</b>	8
 swing-out rotor, 8-place	90°	4,000 min <sup>-1</sup>	8x15 ml	<b>1611</b>	9
 swing-out rotor, 12-place	55° / 60° / 80°	4,000 min <sup>-1</sup>	12x15 ml	<b>1628</b>	9

### ANGLE ROTORS

 angle rotor, 8-place	45°	4,000 min <sup>-1</sup>	8x50 ml	<b>1418</b>	10
 angle rotor, 6-place	35°	6,000 min <sup>-1</sup>	6x94 ml	<b>1620A</b>	11
 angle rotor, 12-place	35°	6,000 min <sup>-1</sup>	12x15 ml	<b>1613</b>	12

## SWING-OUT ROTOR, 4-PLACE | 1624



### Rotor

max. RPM   max. RCF	4,000 min <sup>-1</sup>   2,451
max. capacity	4 x 50 ml
run-up   run-down, braked in sec	22   25
angle   max. noise level	90°   55 dB (A)
<b>Cat. No.</b>	<b>1624</b>



### Vessels

capacity in ml	5	5	6	7	9	9	15	15	20	25	45	50
Ø x L in mm	12x75	12x75	12 x 82	12 x 100	14 x 100	14 x 100	17 x 100	17 x 100	21 x 100	24 x 100	31 x 100	34 x 100
max. RCF <sup>2)</sup>	2,057	2,164	2,308	2,308	2,308	2,415	2,308	2,451	2,361	2,451	2,361	2,451
radius in mm	115	121	129	129	129	135	129	137	132	137	132	137

<b>Cat. No.</b>	<b>tubes<sup>2)</sup></b>											
-----------------	---------------------------	--	--	--	--	--	--	--	--	--	--	--



### Adapter

boring Ø x L in mm	12.5x64.4	13.5x65	12.5x71.5	12.5x71.5	14.6x74	14.6x78	17.6x74	17.6x78	21.5x74	26x78	32x74	35x78
vessels per rotor	16	68	16	16	20	40	16	28	8	8	4	4
<b>Cat. No.</b>	<b>1369-91</b>	<b>1372</b>	<b>1369-92</b>	<b>1369-92</b>	<b>1370</b>	<b>1741</b>	<b>1369</b>	<b>1742</b>	<b>1346</b>	<b>1745</b>	<b>1345</b>	<b>1746</b>

### Vessels

capacity in ml	1.1-1.4	2.6-3.4	4-5.5	4.9	1.6-5	4-7	1.6-5	4-7	4-7	4-7	4-7	8.5-10	30
Ø x L in mm	8 x 66	13 x 65	15 x 75	13 x 90	13 x 75	16 x 75	13 x 75	16 x 75	13 x 100	13 x 100	13 x 100	16 x 100	26 x 95
max. RCF <sup>2)</sup>	2,415	2,325	2,325	2,451	2,129	2,361	2,325	2,325	2,361	2,361	2,451	2,451	2,451
radius in mm	135	130	130	137	119	132	130	130	132	132	137	137	137

<b>Cat. No.</b>	<b>blood collection / urine vessels</b>												<b>-</b>	<b>cyto chambers</b>
-----------------	---	--	--	--	--	--	--	--	--	--	--	--	----------	----------------------



### Adapter

boring Ø x L in mm	14.6x78	17.6x78	17.6x78	14.6x78	14.6x78	17.6x74	17.6x78	17.6x78	17.6x74	14.6x74	13.5x78	17.6x74	26x78
vessels per rotor	40	28	28	40	40	16	28	28	16	20	28	16	8
<b>Cat. No.</b>	<b>1741</b>	<b>1742</b>	<b>1742</b>	<b>1741</b>	<b>1741</b>	<b>1369<sup>4)</sup></b>	<b>1742</b>	<b>1742</b>	<b>1369<sup>4)</sup></b>	<b>1370<sup>4)</sup></b>	<b>1739</b>	<b>1369<sup>4)</sup></b>	<b>1745</b>

2) Please note that the RCF values indicated refer only to rotor performance. The max. permissible RCF of tubes used should be verified with the individual manufacturers. The max. RCF for glass tubes annotated with footnote 2) is 4,000.  
 4) Please remove the spacer.  
 16) Packed in units of 10 pieces.  
 20) Vacutainers made of glass may not be used.

## SWING-OUT ROTOR, 4-PLACE | 1624




### Rotor

max. RPM   max. RCF	4,000 min <sup>-1</sup>   1,968
max. capacity	48 x 4 ml
run-up   run-down, braked in sec	22   25
angle   max. noise level	90°   56 dB (A)
<b>Cat. No.</b>	<b>1624</b>

### Bucket

<b>Cat. No.</b>	<b>1366</b>
-----------------	-------------



### Vessels



capacity in ml	1,5	2,0	1	3	4
Ø x L in mm	11 x 38	11 x 38	6 x 45	10 x 60	12 x 60
max. RCF <sup>2)</sup>	1,968	1,968	1,950	1,932	1,932
radius in mm	110	110	109	108	108
<b>Cat. No.</b>	<b>microliter tubes</b>	<b>Rhesus</b>	<b>tubes<sup>2)</sup></b>		



### Adapter



boring Ø x L in mm	11.5 x 38	11.5 x 38	6.5 x 23	10.5 x 23	12.5 x 44
vessels per rotor	36	36	120	48	48
<b>Cat. No.</b>	<b>5277</b>	<b>5277</b>	<b>1357</b>	<b>1327</b>	<b>1326</b>

## SWING-OUT ROTOR, 4-PLACE | 1624

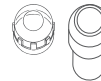


### Rotor

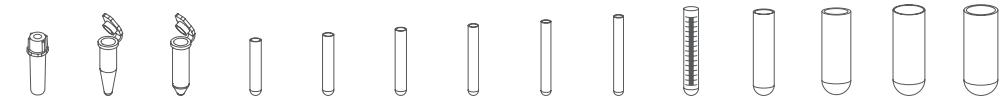
max. RPM   max. RCF	4,000 min <sup>-1</sup>   2,665
max. capacity	4 x 100 ml
run-up   run-down, braked in sec	22   25
angle   max. noise level	90°   55 dB (A)
<b>Cat. No.</b>	<b>1624</b>

### Bucket

Lid bioseal <sup>5)</sup>	1492
<b>Cat. No.</b>	<b>1481</b>



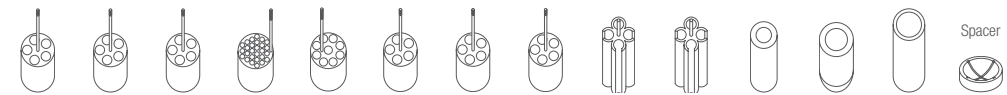
### Vessels



capacity in ml	0,5	1,5	2,0	1	3	5	6	7	9	15	25	50	94	100
Ø x L in mm	10.7 x 36	11 x 38	11 x 38	6 x 45	10 x 60	12 x 75	12 x 82	12 x 100	14 x 100	17 x 100	24 x 100	34 x 100	38 x 102	44 x 100
max. RCF <sup>2)</sup>	2,379	2,451	2,451	2,594	2,630	2,558	2,558	2,558	2,540	2,540	2,433	2,415	2,612	2,558
radius in mm	133	137	137	145	147	143	143	143	142	142	136	135	146	143
<b>Cat. No.</b>	<b>Pediatric</b>	<b>microtubes</b>		<b>Rhesus</b>	<b>tubes<sup>2)</sup></b>									



### Adapter



boring Ø x L in mm	11.2 x 38	11.2 x 38	11.2 x 38	6.5 x 34	10.5 x 43	13.4 x 48	13.4 x 48	13.4 x 48	17.6 x 91	17.6 x 91	25.2 x 87	35.2 x 87	38.5 x 92	45.9 x 98	Spacer
vessels per rotor	20	20	20	108	36	20	20	20	16	16	4	4	4	4	4
<b>Cat. No.</b>	<b>1351</b>	<b>1351</b>	<b>1351</b>	<b>1339</b>	<b>1343</b>	<b>1383</b>	<b>1383</b>	<b>1383</b>	<b>1329</b>	<b>1329</b>	<b>1330</b>	<b>1331</b>	<b>1396</b>	<b>0761</b>	

2) Please note that the RCF values indicated refer only to rotor performance. The max. permissible RCF of tubes used should be verified with the individual manufacturers.

The max. RCF for glass tubes annotated with footnote 2) is 4,000.

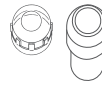
5) Tested by TÜV in conformity with DIN EN 61010, section 2 - 020.

## SWING-OUT ROTOR, 4-PLACE | 1624




### Rotor

max. RPM   max. RCF	4,000 min <sup>-1</sup>   2,665
max. capacity	4 x 100 ml
run-up   run-down, braked in sec	22   25
angle   max. noise level	90°   55 dB (A)
<b>Cat. No.</b>	<b>1624</b>



### Bucket

Lid bioseal <sup>5)</sup>	1492
<b>Cat. No.</b>	<b>1481</b>



### Vessels

capacity in ml	1.1-1.4	2.7-5	2.6-4.9	4-8.5	9-10	10	1.6-7	4-10	5	15	50	12	25	30	50
Ø x L in mm	8 x 66	11x66/92	13x65/90	15x75/92	16x92	15 x 102	13x75/100	16x75/100	17 x 59	17 x 120	29x115	17 x 100	25 x 90	25 x 110	29 x 115
max. RCF <sup>2)</sup>	2,576	2,558	2,558	2,576	2,540	2,665	2,558	2,522	2,665	2,665	2,665	2,665	2,343	2,665	2,665
radius in mm	144	143	143	144	142	149	143	141	149	149	149	149	149	131	149
<b>Cat. No.</b>	blood collection / urine vessels								-	tubes with screw cap					



### Adapter

boring Ø x L in mm	9x49	13.4x48	13.4x48	15.6x47	17.6x91	17.6x91	13.4x48	16.5x56	17x45	17x90	30x90	17x80	26x72	26x80	29.5x80
vessels per rotor	28	20	20	16	16	16	20	16	12	4	4	4	4	4	4
<b>Cat. No.</b>	<b>1457</b>	<b>1383</b>	<b>1383</b>	<b>1459</b>	<b>1329</b>	<b>1329<sup>4)</sup></b>	<b>1383</b>	<b>1348</b>	<b>6341</b>	<b>1347</b>	<b>1384</b>	<b>6311</b>	<b>1363</b>	<b>1365</b>	<b>6318</b>

### Vessels

capacity in ml	10	30	50	85	30
Ø x L in mm	16 x 80	26 x 95	29x107	38x106	44 x 105
max. RCF <sup>2)</sup>	2,522	2,451	2,630	2,612	2,540
radius in mm	141	137	147	146	142
<b>Cat. No.</b>	tubes with screw cap				<b>0534<sup>®)</sup></b>

chrome bath tubes



### Adapter

boring Ø x L in mm	16.5x56	26x83	29x93	38.5x92	45.9x98
vessels per rotor	16	4	4	4	4
<b>Cat. No.</b>	<b>1348</b>	<b>4417</b>	<b>4416</b>	<b>1396</b>	<b>0765</b>

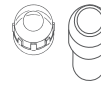
spacer

4) Please remove spacer.  
 5) Tested by TÜV in conformity with DIN EN 61010, section 2 - 020.  
 6) A rubber stopper for closing the tube for agitating or mixing is available under Cat. No. 0535. The tube may not be centrifuged with the stopper.


## SWING-OUT ROTOR, 4-PLACE | 1324



<b>Rotor</b>	
max. RPM   max. RCF	4,000 min <sup>-1</sup>   2,630
max. capacity	4 x 100 ml
run-up   run-down, braked in sec	27   30
angle   max. noise level	90°   55 dB (A)
<b>Cat. No.</b>	<b>1324</b>



<b>Bucket</b>	
Lid bioseal <sup>5)</sup>	1492
<b>Cat. No.</b>	<b>1490</b>



<b>Vessels</b>																
capacity in ml		0,5	1,5	2,0	1	3	4	5	6	7	9	15	25	50	94	100
Ø x L in mm		10.7x36	11x38	11x38	6x45	10x60	10x88	12x75	12x82	12x100	14x100	17x100	24x100	34x100	38x102	44x100
max. RCF <sup>2)</sup>		2,343	2,415	2,415	2,558	2,594	2,594	2,522	2,522	2,522	2,504	2,504	2,397	2,379	2,576	2,522
radius in mm		131	135	135	143	145	145	141	141	141	140	140	134	133	144	141
<b>Cat. No.</b>		<b>Pediatric</b>	<b>microliter tubes</b>			<b>Rhesus tubes<sup>2)</sup></b>										

<b>Adapter</b>																	
boring Ø x L in mm		11.2x38	11.2x38	11.2x38	6.5x34	10.5x43	10.5x43	13.4x48	13.4x48	13.4x48	17.6x91	17.6x91	25.2x87	35.2x87	38.5x92	45.9x100.5	spacer
vessels per rotor		20	20	20	108	36	36	20	20	20	16	16	4	4	4	4	
<b>Cat. No.</b>		<b>1351</b>	<b>1351</b>	<b>1351</b>	<b>1339</b>	<b>1343</b>	<b>1343</b>	<b>1383</b>	<b>1383</b>	<b>1383</b>	<b>1329</b>	<b>1329</b>	<b>1330</b>	<b>1331</b>	<b>1396</b>	<b>0761</b>	

<b>Vessels</b>																
capacity in ml		1.1-1.4	2.6-3.4	4.9	2.7-3	4.5-5	4-5.5	7.5-8.5	9-10	10	1.6-5	4-7	4-7	8.5-10	5	15
Ø x L in mm		8 x 66	13x65	13x90	11x66	11x92	15x75	15x92	16x92	15x102	13x75	13x100	16x75	16x100	17x59	17x120
max. RCF <sup>2)</sup>		2,540	2,522	2,522	2,522	2,522	2,540	2,540	2,504	2,630	2,522	2,522	2,486	2,486	2,630	2,630
radius in mm		142	141	141	141	141	142	142	140	147	141	141	139	139	147	147
<b>Cat. No.</b>		<b>blood collection / urine vessels</b>														

<b>Adapter</b>																	
boring Ø x L in mm		9x47	13.4x48	13.4x48	13.4x48	13.4x48	15.6x47	15.6x47	17.6x91	17.6x91	13.4x48	13.4x48	16.5x56	16.5x56	17x45	17x90	
vessels per rotor		28	20	20	20	20	16	16	16	16	20	20	16	16	12	4	
<b>Cat. No.</b>		<b>1457</b>	<b>1383</b>	<b>1383</b>	<b>1383</b>	<b>1383</b>	<b>1459</b>	<b>1459</b>	<b>1329</b>	<b>1329<sup>4)</sup></b>	<b>1383</b>	<b>1383</b>	<b>1348</b>	<b>1348</b>	<b>6341</b>	<b>1347</b>	

<b>Vessels</b>															
capacity in ml		15 <sup>3)</sup>	30	50	12	25	30	50	10	30	50	85	30	chrome bath tube	
Ø x L in mm		17x120	25 x 110	29 x 115	17 x 100	25 x 90	25 x 110	29 x 115	16 x 80	26 x 95	29x107	38x106	44x105		
max. RCF <sup>2)</sup>		2,630	2,630	2,630	2,630	2,308	2,630	2,630	2,486	2,415	2,594	2,576	2,504		
radius in mm		147	147	147	147	129	147	147	139	135	145	144	140		
<b>Cat. No.</b>		<b>tubes with screw cap</b>												<b>0534<sup>6)</sup></b>	

<b>Adapter</b>															
boring Ø x L in mm		17x107	26x80	30x90	17x80	26x72	26x80	29.5x80	16.5x56	26x83	29x93	38.5x92	45.9x100.5	spacer	
vessels per rotor		12	4	4	4	4	4	4	16	4	4	4	4		
<b>Cat. No.</b>		<b>1356</b>	<b>1365</b>	<b>1384</b>	<b>6311</b>	<b>1363</b>	<b>1365</b>	<b>6318</b>	<b>1348</b>	<b>4417</b>	<b>4416</b>	<b>1396</b>	<b>0765</b>		

2) Please note that the RCF values indicated refer only to rotor performance. The max. permissible RCF of tubes used should be verified with the individual manufacturers.

The max. RCF for glass tubes annotated with footnote 2) is 4,000.

6) A rubber stopper for closing the tube for agitating or mixing is available under Cat. No. 0535. The tube may not be centrifuged with the stopper.

## SWING-OUT ROTOR, 4-PLACE | 1324



**Rotor**

max. RPM   max. RCF	4,000 min <sup>-1</sup>   2,612
max. capacity	4 x 50 ml
run-up   run-down, braked in sec	27   30
angle	90°   56 dB (A)
<b>Cat. No.</b>	<b>1324</b>



**Bucket**

<b>Cat. No.</b>	<b>1398</b>
-----------------	-------------



**Vessels**

capacity in ml	5	6	7	9	15	2.6-3.4	2.7-3	4-5.5	4.5-5	4.9	9-10	10	1.6-5	4-7	4-7
Ø x L in mm	12x75	12x82	12x100	14x100	17x100	13x65	11x66	15x75	11x92	13x90	16x92	15x102	13x75	13x100	16x75
max. RCF <sup>2)</sup>	2,486	2,486	2,486	2,522	2,522	2,486	2,486	2,272	2,486	2,486	2,522	2,522	2,486	2,486	2,397
radius in mm	139	139	139	141	141	139	139	127	139	139	141	141	139	139	134
<b>Cat. No.</b>	<b>tubes<sup>2)</sup></b>					<b>blood collection / urine vessels</b>									



**Adapter**

boring Ø x L in mm	13.4x57.5	13.4x57.5	13.4x57.5	17.5x81	17.5x81	13.4x57.5	13.4x57.5	17.5x81	13.4x57.5	13.4x57.5	17.5x81	17.5x81	13.4x57.5	13.4x57.5	17.5x81
vessels per rotor	20	20	20	16	16	20	20	16	20	20	16	16	20	20	16
<b>Cat. No.</b>	<b>1486</b>	<b>1486</b>	<b>1486</b>	<b>1482A</b>	<b>1482A</b>	<b>1486</b>	<b>1486</b>	<b>1482A</b>	<b>1486</b>	<b>1486</b>	<b>1482A</b>	<b>1482A</b>	<b>1486</b>	<b>1486</b>	<b>1482A</b>

**Vessels**

capacity in ml	8.5-10	12	15	50	12	50
Ø x L in mm	16x100	17x102	17x120	29x115	17x100	29x115
max. RCF <sup>2)</sup>	2,397	2,451	2,612	2,576	2,522	2,576
radius in mm	134	137	146	144	141	144
<b>Cat. No.</b>	<b>blood collection / urine vessels</b>		<b>tubes with screw cap</b>			



**Adapter**

boring Ø x L in mm	17.5x81	17.5x74	17x100	30x98	17.5x81	30x98
vessels per rotor	16	12	16	4	16	4
<b>Cat. No.</b>	<b>1482A</b>	<b>1487</b>	<b>1483A</b>	<b>1484</b>	<b>1482A</b>	<b>1484<sup>6)</sup></b>

2) Please note that the RCF values indicated refer only to rotor performance. The max. permissible RCF of tubes used should be verified with the individual manufacturers. The max. RCF for glass tubes annotated with footnote 2) is 4,000.  
 6) A rubber stopper for closing the tube for agitating or mixing is available under Cat. No. 0535. The tube may not be centrifuged with the stopper.

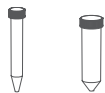


## SWING-OUT ROTOR, 6-PLACE | 1619



### Rotor

max. RPM   max. RCF	4,000 min <sup>-1</sup>   2,701
max. capacity	6 x 50 ml
run-up   run-down, braked in sec	22   25
angle   max. noise level	90°   54 dB (A)
<b>Cat. No.</b>	<b>1619</b>



### Vessels

capacity in ml	15	50
Ø x L in mm	17 x 120	29 x 115
max. RCF <sup>2)</sup>	2,701	2,701
radius in mm	151	151
<b>Cat. No.</b>	<b>tubes with screw cap</b>	



### Adapter

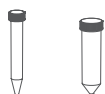
boring Ø x L in mm	17 x 84	30 x 87.5
vessels per rotor	6	6
<b>Cat. No.</b>	<b>1462-A</b>	<b>-</b>

## SWING-OUT ROTOR, 8-PLACE | 1617



### Rotor

max. RPM   max. RCF	4,000 min <sup>-1</sup>   2,469
max. capacity	8 x 50 ml
run-up   run-down, braked in sec	22   25
angle   max. noise level	45°   53 dB (A)
<b>Cat. No.</b>	<b>1617</b>



### Vessels

capacity in ml	15	50
Ø x L in mm	17 x 120	29 x 115
max. RCF <sup>2)</sup>	2,469	2,469
radius in mm	138	138
<b>Cat. No.</b>	<b>tubes with screw cap</b>	



### Adapter

boring Ø x L in mm	17 x 84	30 x 94.5
vessels per rotor	8	8
<b>Cat. No.</b>	<b>1462-A</b>	<b>-</b>

2) Please note that the RCF values indicated refer only to rotor performance. The max. permissible RCF of tubes used should be verified with the individual manufacturers. The max. RCF for glass tubes annotated with footnote 2) is 4,000.



## SWING-OUT ROTOR, 8-PLACE | 1611



### Rotor

max. RPM   max. RCF	4,000 min <sup>-1</sup>   2,415
max. capacity	8 x 15 ml
run-up   run-down, braked in sec	22   25
angle   max. noise level	90°   53 dB (A)
<b>Cat. No.</b>	<b>1611</b>



### Vessels

capacity in ml	5	6	7	10	15	2.6-3.4	2.7-3	4-5.5	4.5-5	7.5-8.5	1.6-5	4-7	4-7	8.5-10
Ø x L in mm	12x75	12x82	12x100	13x100	17x100	13x65	11x66	15x75	11x92	15x92	13x75	13x100	16x75	16x100
max. RCF <sup>2)</sup>	1,914	1,914	2,415	2,415	2,415	1,914	1,914	1,914	2,415	2,415	1,914	2,415	1,914	2,415
radius in mm	107	107	135	135	135	107	107	107	135	135	107	135	107	135
<b>Cat. No.</b>	<b>tubes<sup>2)</sup></b>					<b>blood collection / urine vessels</b>								



### Bucket

boring Ø x L in mm	13x53	13x53	13.2x81	13.2x81	17.5x81	13 x 53	13 x 53	17.5 x 53	13.2 x 81	17.5 x 81	13 x 53	13.2 x 81	17.5 x 53	17.5 x 81
vessels per rotor	8	8	8	8	8	8	8	8	8	8	8	8	8	8
<b>Cat. No.</b>	<b>1131-A</b>	<b>1131-A</b>	<b>1643</b>	<b>1643</b>	<b>1644</b>	<b>1131-A</b>	<b>1131-A</b>	<b>1132-A</b>	<b>1643</b>	<b>1644</b>	<b>1131-A</b>	<b>1643</b>	<b>1132-A</b>	<b>1644</b>

## SWING-OUT ROTOR, 12-PLACE | 1628



### Rotor

max. RPM   max. RCF	4,000 min <sup>-1</sup>   2,683
max. capacity	12 x 15 ml
run-up   run-down, braked in sec	22   25
angle   max. noise level	55° / 60° / 80°   52 dB (A)
<b>Cat. No.</b>	<b>1628</b>



### Vessels

capacity in ml	5	15	2.6-3.4	2.7-3	4-5.5	7.5-8.5	1.6-5	4-7	8.5-10
Ø x L in mm	12x75	17x100	13x65	11x66	15x75	15x92	13x75	16x75	16x100
max. RCF <sup>2)</sup>	2,236	2,683	2,236	2,236	2,254	2,683	2,236	2,254	2,683
radius in mm	125	150	125	125	126	150	125	126	150
<b>Cat. No.</b>	<b>tubes<sup>2)</sup></b>		<b>blood collection / urine vessels</b>						



### Bucket


boring Ø x L in mm	13.2x53	17.5x79	13.2x53	13.2x53	17.5x53	17.5x79	13.2x53	17.5x53	17.5x79
vessels per rotor	12	12	12	12	12	12	12	12	12
<b>Cat. No.</b>	<b>1127-A</b>	<b>1621</b>	<b>1127-A</b>	<b>1127-A</b>	<b>1122</b>	<b>1621</b>	<b>1127-A</b>	<b>1122</b>	<b>1621</b>

## ANGLE ROTOR, 8-PLACE | 1418



### Rotor

max. RPM   max. RCF	4,000 min <sup>-1</sup>   2,612
max. capacity	8 x 50 ml
run-up   run-down, braked in sec	36   43
angle   max. noise level	45°   53 dB (A)
<b>Cat. No.</b>	<b>1418</b>



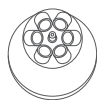
### Vessels

capacity in ml	5	15	1.1-1.4	2.6-3.4	2.7-3	9-10	1.6-5	4-7	8.5-10	12	15	50	12	50	50
Ø x L in mm	12x75	17x100	8 x 66	13x65	11x66	16x92	13x75	13x100	16x100	17x102	17x120	29x115	17x100	29x115	29x107
max. RCF <sup>2)</sup>	2,182	2,540	2,182	2,182	2,182	2,540	2,182	2,612	2,540	2,540	2,594	2,486	2,540	2,486	2,486
radius in mm	122	142	122	122	122	142	122	146	142	142	145	139	142	139	139

Cat. No.	tubes <sup>2)</sup>						blood collection / urine vessels				tubes with screw cap				
	+ 1054-A	+ 0716	+ 1054-A	+ 1054-A	+ 1054-A	+ 0716	+ 1054-A	+ 0716	+ 0716	+ E2109	+ E2110-A	+ 0716			
<b>Carrier</b>															
boring Ø x L in mm	17.4x91	17.4x91	17.4x91	17.4x91	17.4x91	17.4x91	17.4x91	17.4x91	17.4x91	17.4x91	17.4x91	30.2x92	17.4x91	30.2x92	30.2x92
vessels per rotor	32	32	32	32	32	32	32	32	32	32	32	8	32	8	8
<b>Cat. No.</b>	<b>1467</b>	<b>1467</b>	<b>1467</b>	<b>1467</b>	<b>1467</b>	<b>1467</b>	<b>1467</b>	<b>1467</b>	<b>1467</b>	<b>1467</b>	<b>1467</b>	<b>1468</b>	<b>1467</b>	<b>1468</b>	<b>1468</b>

2) Please note that the RCF values indicated refer only to rotor performance. The max. permissible RCF of tubes used should be verified with the individual manufacturers. The max. RCF for glass tubes annotated with footnote 2) is 4,000.

## — ANGLE ROTOR, 6-PLACE | 1620A



### Rotor

max. RPM   max. RCF	6,000 min <sup>-1</sup>   4,226
max. capacity	6 x 94 ml
run-up   run-down, braked in sec	19   22
angle   max. noise level	35°   53 dB (A)
<b>Cat. No.</b>	<b>1620A</b>

### Vessels

capacity in ml	0.5	1.5	2.0	3	15	50	94	7.5 – 8.5	9 – 10	10	8.5 – 10	5	15	50	50
Ø x L in mm	10.7 x 36	11 x 38	11 x 38	10 x 60	17 x 100	34 x 100	38 x 102	15 x 92	16 x 92	15 x 102	16 x 100	17 x 59	17 x 120	29 x 115	29 x 115
max. RCF <sup>2)</sup>	4,105	4,105	4,105	4,105	3,904	4,146	4,226	3,904	3,904	3,904	3,904	3,824	3,985	3,985	3,985
radius in mm	102	102	102	102	97	103	105	97	97	97	97	95	99	99	99
<b>Cat. No.</b>	<b>Pediatric</b>	<b>microliter tubes</b>			<b>tubes<sup>2)</sup></b>			<b>blood collection / urine vessels</b>				<b>-</b>	<b>tubes with screw cap</b>		



### Adapter

boring Ø x L in mm	11.4 x 39	11.4 x 39	11.4 x 39	11.4 x 39	17.5 x 92	35 x 89	38.6 x 90.2	17.5 x 92	17.5 x 92	17.5 x 92	17.5 x 92	17 x 51	17 x 106	29.8 x 97	29.8 x 97	29.8 x 97	-
vessels per rotor	24	24	24	24	6	6	6	6	6	6	6	6	6	3	3	3	6
<b>Cat. No.</b>	<b>1449</b>	<b>1449</b>	<b>1449</b>	<b>1449</b>	<b>1451</b>	<b>1463</b>	<b>-</b>	<b>1451</b>	<b>1451</b>	<b>1451</b>	<b>1451</b>	<b>1476</b>	<b>1466</b>	<b>1454</b>	<b>1454</b>	<b>1454</b>	<b>1646<sup>8)</sup></b>

### Vessels

capacity in ml	10	30	50	85
Ø x L in mm	16 x 80	26 x 95	29 x 107	38 x 106
max. RCF <sup>2)</sup>	3,904	3,824	4,025	4,226
radius in mm	97	95	100	105
<b>Cat. No.</b>	<b>tubes with screw cap</b>			



### Adapter

boring Ø x L in mm	16.5 x 74	26 x 85	29 x 92	38.6 x 90.2
vessels per rotor	12	6	6	6
<b>Cat. No.</b>	<b>1448</b>	<b>1447</b>	<b>1446</b>	<b>-</b>

2) Please note that the RCF values indicated refer only to rotor performance. The max. permissible RCF of tubes used should be verified with the individual manufacturers. The max. RCF for glass tubes annotated with footnote 2) is 4,000.

8) Adapter (Set), 6-place: for conical 50 ml tubes with screw cap.

## — ANGLE ROTOR, 12-PLACE | 1613



### Rotor

max. RPM   max. RCF	6,000 min <sup>-1</sup>   4,146
max. capacity	12 x 15 ml
run-up   run-down, braked in sec	13   15
angle   max. noise level	35°   55 dB (A)
<b>Cat. No.</b>	<b>1613</b>



### Vessels

capacity in ml	0.5	4	5	6	15	1.1–1.4	2.6–3.4	2.7–3	4.5–5	4.9	7.5–8.5	9–10	10
Ø x L in mm	10.7 x 36	10 x 88	12 x 75	12 x 82	17 x 100	8 x 66	13 x 65	11 x 66	11 x 92	13 x 90	15 x 92	16 x 92	15 x 102
max. RCF <sup>2)</sup>	2,777	3,502	3,300	3,300	4,146	3,300	3,300	3,300	4,146	4,146	4,146	4,146	4,146
radius in mm	69	87	82	82	103	82	82	82	103	103	103	103	103
<b>Cat. No.</b>	<b>Pediatric</b>	<b>tubes<sup>2)</sup></b>				<b>blood collection / urine vessels</b>							



### Adapter

boring Ø x L in mm	11x35	11.5x67.5	13.5x60	13.5x60	17.7x88	13.5x60	13.5x60	13.5x60	17.7x88	17.7x88	17.7x88	17.7x88	17.7x88
vessels per rotor	12	12	12	12	12	12	12	12	12	12	12	12	12
<b>Cat. No.</b>	<b>2 x 1063-6 (6 pcs.)</b>	<b>6305</b>	<b>1054-A</b>	<b>1054-A</b>	<b>-</b>	<b>1054-A</b>	<b>1054-A</b>	<b>1054-A</b>	<b>-</b>	<b>-</b>	<b>-</b>	<b>-</b>	<b>-</b>

### Vessels

capacity in ml	1.6–5	4–7	8	8.5–10	5	15
Ø x L in mm	13 x 75	13 x 100	16 x 125	16 x 100	17 x 59	17 x 120
max. RCF <sup>2)</sup>	3,300	4,146	4,146	4,146	3,180	4,146
radius in mm	82	103	103	103	79	103
<b>Cat. No.</b>	<b>blood collection / urine vessels</b>				<b>-</b>	<b>-</b>



### Adapter

boring Ø x L in mm	13.5x60	13.5x79	17.7x88	17.7x88	17x25	17.7x88
vessels per rotor	12	12	6	12	12	6
<b>Cat. No.</b>	<b>1054-A</b>	<b>1058</b>	<b>-</b>	<b>-</b>	<b>1064</b>	<b>-</b>

2) Please note that the RCF values indicated refer only to rotor performance. The max. permissible RCF of tubes used should be verified with the individual manufacturers. The max. RCF for glass tubes annotated with footnote 2) is 4,000.

## CERTIFICATIONS / REGISTRATIONS

Product certification:



Product registration:



Company certifications:



## DOWNLOADS

[↓ Operating manual – ROTOFIX 32 A](#)

[↓ Complete Range](#)

## DIMENSIONS

