



Allergen Testing Maximized

3M™ Clean-Trace™ Surface Protein (Allergen)

Residues remaining on surfaces indicate poor cleaning and could contain potentially allergenic proteins, which could lead to product contamination.

3M Clean-Trace Surface Protein (Allergen) is a simple method of checking for removal of protein residues after cleaning. As the majority of allergens are proteins, if a surface is found to be protein-free, it is also free of protein-based allergens.

Helping Maximize Food Safety Around the World.



Why use 3M™ Clean-Trace™ Surface Protein (Allergen)?

- Helps to reduce the risk of a food safety incident — food residues could contain allergens and potentially contaminate allergen-free product
- Detects as little as 3µg of protein on surfaces and in solution
- Validated for a range of allergenic proteins, including egg, milk, gluten, soy and peanut
- Visual reading of a color change indicates the presence of detectable levels of protein
- Fast results allow immediate corrective action
- Can be integrated into your Allergen Management Program — risk areas can be monitored for cleaning effectiveness
- As an additional benefit, it can help to reduce the risk of bacterial contamination — food residues on surfaces provide nutrients for spoilage or pathogenic bacteria to thrive
- Clear multiple allergens in one test

Product Information

Product	Product Code	Number of Tests
3M™ Clean-Trace™ Surface Protein (Allergen)	ALLTEC60	60
3M™ Digital Heating Block (120 V)	DHB120	1

Other Hygiene Monitoring Tools in the 3M Range Include:

Product	Product Code	Number of Tests
3M™ Clean-Trace™ Surface ATP	UXL100	100
3M™ Clean-Trace™ Surface Protein Plus	PRO100	100
3M™ Clean-Trace™ Water — Total ATP	AQT100	100
3M™ Clean-Trace™ Water — Free ATP	AQF100	100

Products were formerly known as Pro-tect™, Check-It™, TECRA™ Aller-tect™ and Clean-Trace™.



Food Safety

3M Center
Building 275-5W-05
ST. PAUL, MN 55144-1000
USA
800-328-6553
www.3M.com/foodsafety

3M Canada

Post Office Box 5757
London, Ontario N6A 4T1
Canada
1-800-563-2921

3M Europe & MEA

3M Deutschland GmbH
Carl-Shurz – Strasse 1
D41453 Neuss/Germany
+49-2131-14-3000

3M Latin America

3M Center
Bldg 275-5W-05
St. Paul, MN 55144-1000
USA
1-651-737-2239

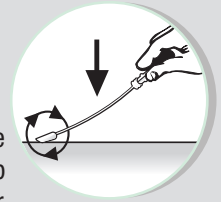
3M Asia Pacific

No 1, Yishun Avenue 7
Singapore, 768923
65-64508869

Easy to Use:

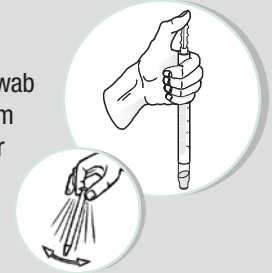
1 SWAB

Swab surface firmly. If the surface is dry, wet the swab with the moisturizer supplied in the kit.



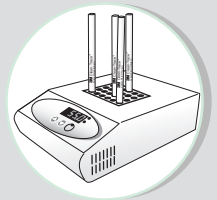
2 CLICK

Activate the swab and shake from side to side for 5 seconds.



3 HEAT

Place the swab into the 3M™ Digital Heating Block (set to 55°C) for 15 minutes.



4 INTERPRET RESULTS

Clean

Dirty



3M and Clean-Trace are trademarks of 3M.

Please recycle.
Printed in U.S.A.
© 3M 2010.
All rights reserved.
70-2009-9413-8