

Growth Factors



Human Recombinant FGF-2

Basic Fibroblast Growth Factor

50 µg
1000 µg

In partnership with



CORE
BIOGENESIS

lifescience@scientific-labs.com

More info and related products at
www.scientificlabs.co.uk

Product Description

FGF-2, also known as basicFGF, is a growth factor that is produced mainly in fibroblasts, endothelial cells and smooth muscle cells. FGF-2 controls fundamental biological processes, including cell growth and differentiation, tissue formation, angiogenesis and wound healing. It is also an essential component in human pluripotent stem cells culture, as one of the main media components for maintaining pluripotency.

Recombinant human FGF-2 consists of 146 amino acids, 16.06 kDa. FGF-2 is qualified for different cell culture applications including industrial cell-manufacturing technologies.

Product Information


Alternative Names:	bFGF-2, FGF-β, FGF2, Fibroblast growth factor-basic, HBGF-2.
Accession Number:	P09038
Amino Acid Sequence:	AAGSITLTPALPEDGGSGAF PPGHFKDPKRLYCKNGGFFLRIHPDGRVDG VREKSDPHIKLQLOAEERGVSISIKGVCANRYLAMKEDGRLLASKCVTDEC FFFERLESNNYNTYRSRKYTSWYVALKRTGQYKLGSKTGPGQKAILFLPMSAKS
Molecular mass:	16.06kDa.
Origin:	Plant seeds of <i>Camelina Sativa</i> .
Species:	Human.
Similarity:	Bovine (99%), Porcine (99%), Mouse (94%).

Product Specifications

Purity:	≥ 95% measured by SDS page.
Bioactivity:	The specific bioactivity corresponds to EC50 ≤ 0.1-0.5 ng/ml. Determined by the ability to promote the proliferation of 3T3 cells cultured in adherent condition.
Formulation:	Solution in PBS/Lyophilized.
Endotoxin level:	Endotoxin-free. Below level of detection ≤ 0.005ng/µg (≤ 0.005EU/ug of protein) as determined by Limulus Amebocyte Lysate assay.
Animal Component:	Animal-derived Component Free. Core Biogenesis strictly guarantees that our recombinant proteins are not produced with or contain any components of animal origin.


Product Use & Storage

1




Add Reconstitution Buffer
Recommended to reconstitute in sterile water for injection to at least 0.1mg/mL to allow for maximum protein recovery

2




Wait
Allow your protein to fully dissolve and get reconstituted for 5 to 10' at room temperature.

3




Mix
Gently resuspend by injecting up and down 10 times the content from the vial to the syringe. Avoid foaming and do not vortex.


4



Aliquot
Prepare single use aliquots in tubes. Be sure to label your aliquots with the growth factor type, lot and date.

Protein can be stored as supplied at -20°C to -80°C.

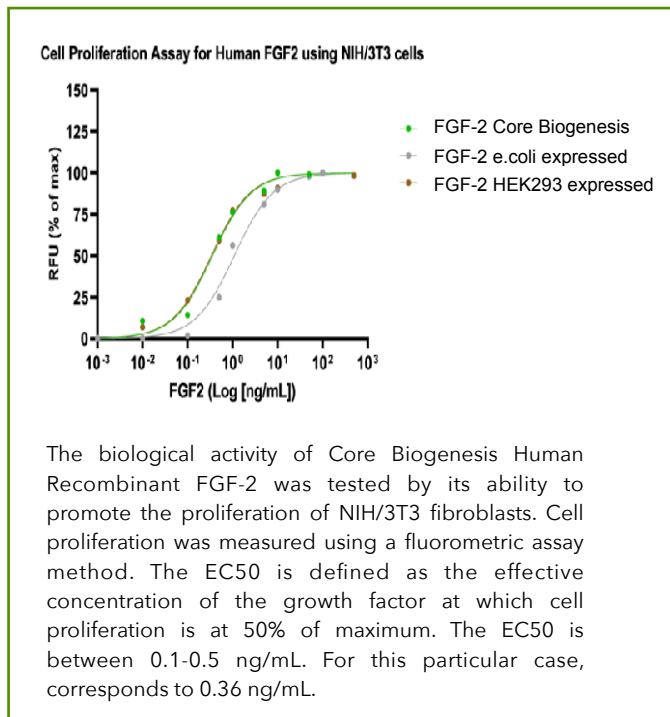




Reconstituted protein can be conserved frozen at -20° or -80°C. *See batch documentation for specific expiration date.

Product Data

Bioactivity



SDS-PAGE

