

Short instructions

Multipette® E3/E3x – Repeater® E3/E3x

English (EN)

1 Selecting the operating mode

Mode	Description	E3	E3x
Pip	Dispensing in one dispensing step.	■	■
Dis	Dispensing in identical dispensing steps.	■	■
Ads	Automatic dispensing in identical dispensing steps.	■	■
Seq	Dispensing of different dispensing steps.	–	■
Asp	Aspiration of identical volumes.	–	■
A/D	Aspiration of an unknown amount of liquid. Dispensing in identical dispensing steps.	–	■
Ttr	Dispensing of a liquid with the actuate key pressed down.	–	■
Opt	Adjustment of device settings (language, volume, etc.).	■	■

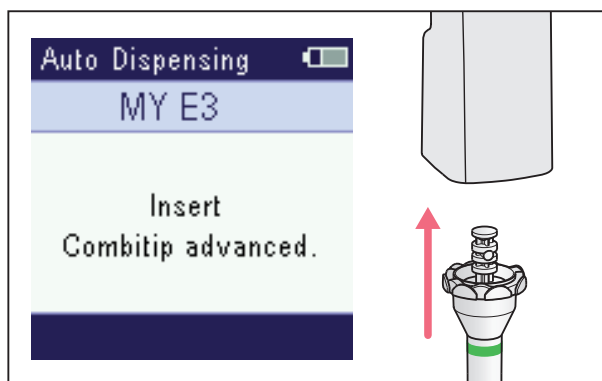
2 Operation

Operating modes:

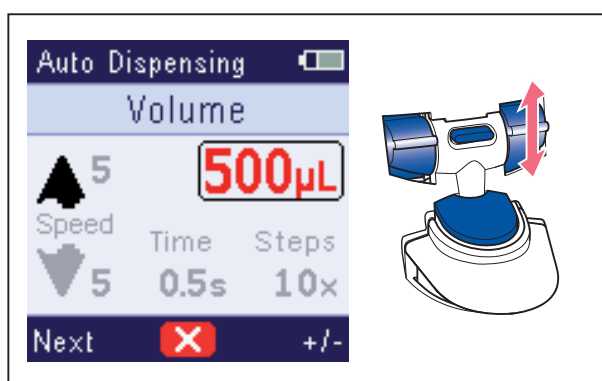
- **Pip, Dis, Ads, Seq**



The operating procedures for the **Asp, A/D** and **Ttr** modes are described in the operating manual.



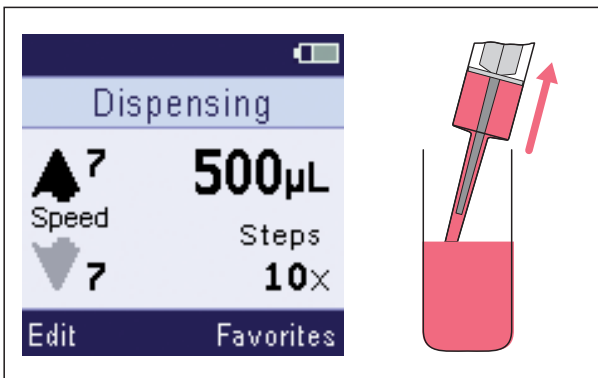
1. Insert the dispensing tip.



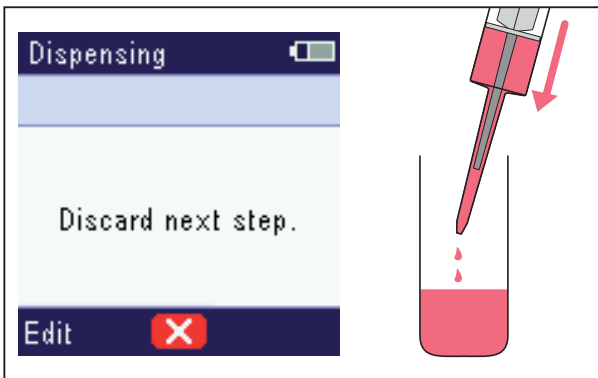
2. Press *Edit*.
3. Select the parameter with *Next* and change with +/-.
4. To save the parameter change, press the actuate key.

Short instructions

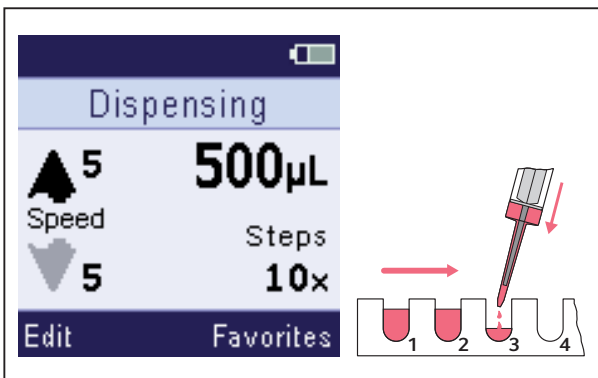
2 Multipette® E3/E3x – Repeater® E3/E3x English (EN)



5. To aspirate the liquid, press the actuate key.



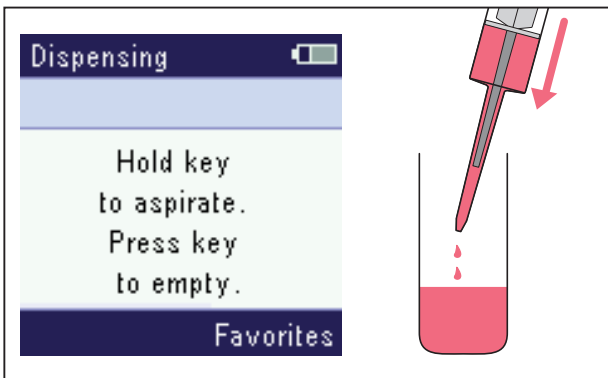
6. To discard the reverse stroke, press the actuate key.



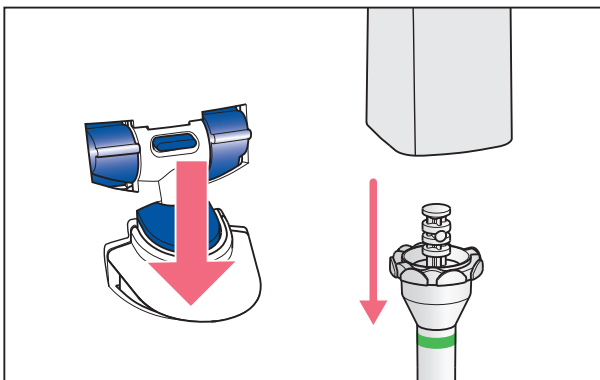
7. To dispense the liquid, press the actuate key.



In the **Ads** mode, press and hold down the actuate key.



8. Empty the dispensing tip or aspirate the liquid again.



9. Eject the dispensing tip.

Short instructions

Multipette® E3/E3x – Repeater® E3/E3x
English (EN)

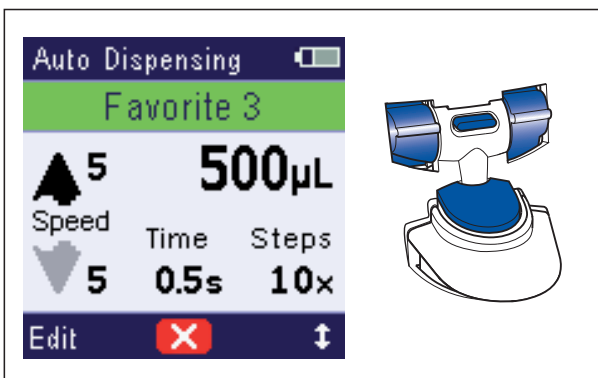
3 Favorites

The **Pip**, **Dis**, **Ads**, **Seq** and **Asp** operating modes allow frequently used parameter settings to be saved and accessed.

3.1 Accessing Favorites

Prerequisites

- *Favorites* have been enabled.
- An operating mode has been set.

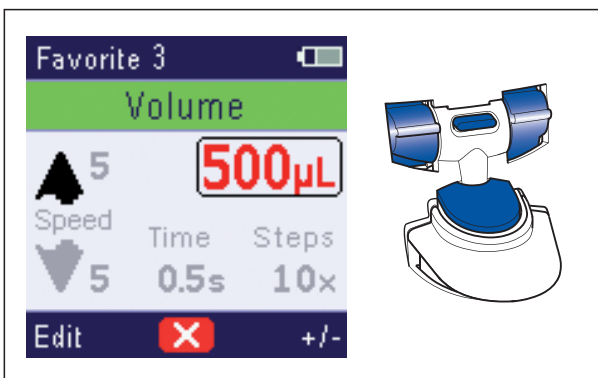


1. Press the *Favorites* rocker. The first parameter set *Favorit 1* is indicated on the display.
2. Use the *arrow up/arrow down* rocker to select the desired parameter set.
3. Confirm the parameter set using the actuate key. Dispensing may be started.

3.2 Editing Favorites

Prerequisites

- *Favorites* have been enabled.
- An operating mode has been set.



1. Press the *Favorites* rocker.
2. Use the *arrow up/arrow down* rocker to select the desired parameter set.
3. Press the *Edit* rocker and change the parameter with +/-.
4. Press the *Next* rocker and select the next parameter.
5. To save the changes, press the actuate key.



The middle softkey can be used to abort the function. Any changes made will not be saved.

Your local distributor: www.eppendorf.com/contact

Eppendorf AG · 22331 Hamburg · Germany

eppendorf@eppendorf.com · www.eppendorf.com